



Instructions to Set up a T1International GiveLively Fundraiser

Platform: GiveLively (for fundraising in the United States)

Dates: These run as long as you like, we suggest **at least 1 month**

STEP ONE:

- Email usagiving@t1international.com to set up a meeting, let us know who you are and what your fundraiser is!
- Go to <https://secure.givelively.org/donate/t1international-usa>
- Scroll to the bottom and choose 'I Want To Fundraise For This'

STEP TWO:

- Create a GiveLively account:
 - Confirm account creation via email
 - Once confirmed, log in to finish creating a fundraiser page

STEP THREE:

- Select a profile photo and hero image:
 - Usa a personal image of yours that showcases your connection to type 1 diabetes and our cause
 - OR, we are happy to provide a T1i image for you
- Add A Note: We encourage you to personalize the description, but here is some language you are welcome to use and tweak:

- *T1International is leading the fight to save lives and make #insulin4all a reality. Support from the community allows them to stay free from pharma funding and continue their impact on the lives of people with diabetes worldwide. [Add personal connection here]*

STEP FOUR:

- Set a fundraising goal: *Why not aim for \$/£1000 (or more!)?*

Name on Page

Add A Note: Why are you passionate about this campaign?

T1International is leading the fight to save lives and make #insulin4all a reality. Support from the community allows them to stay free from pharma funding and continue their impact on the lives of people with diabetes worldwide.

I'm fundraising because...


We'll display this publicly on your team page under a section called "A Note From undefined"

Your Fundraising Goal

\$	1000
----	------

Set a goal for this campaign in dollars (e.g., \$500). No commas nor decimals necessary.

Profile Image:




Upload new image

Hero Image:


Pick a large, high-quality image for the right side of your page.

Default Image

 Image

Video

No Media



The default image is inherited from the T1International USA page.

STEP FIVE:

- Click 'Save' at the bottom of the page

You will receive an email from GiveLively after creating the page that includes information on how to share your fundraiser on social media and your page's unique link.

We encourage you to share on your social media accounts and be sure to tag us @T1International so we can share!

How T1International can Support you:

- Provide assets for posts and additional stories (images, graphics, and logos)
- Make dedicated posts sharing your support of T1I (using images and videos)

This support will be clarified via email or in a meeting with our development team, so don't forget to reach out to us at usagiving@t1international.com!