

Instructions to Set up a T1International Instagram Fundraiser

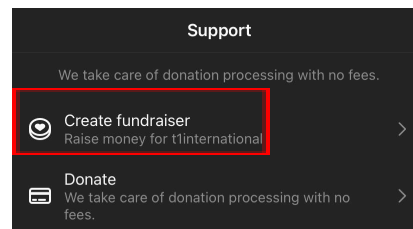
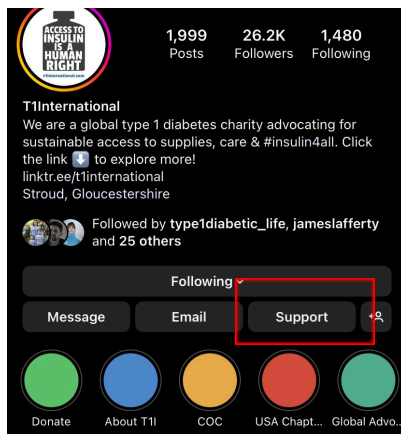
Platform: Instagram

Date: (fundraisers run for one month)

Stories: Re-post your fundraiser on stories at least 1x/week

STEP ONE:

- Email giving@t1international.com to set up a meeting, let us know who you are and what your fundraiser is!
- Go to T1International's profile and click 'Support'
- Choose 'Create fundraiser'



STEP TWO:

- Select a photo for the post:
 - Use a personal image of yours that showcases your connection to type 1 diabetes and our cause
 - OR, we are happy to provide a T1I image for you

STEP THREE:

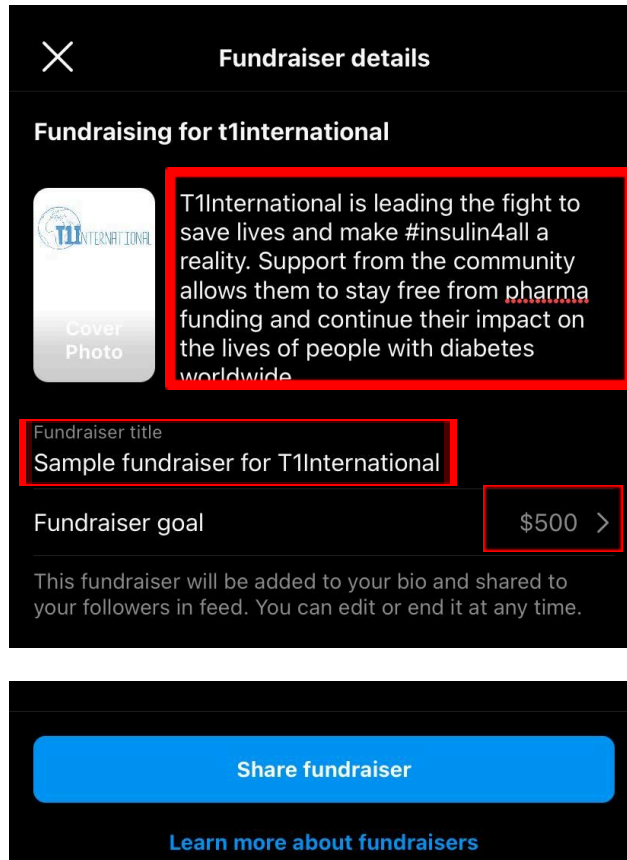
- Post description: We encourage you to personalize the description, but have some language you are welcome to use and tweak.
 - *T1International is leading the fight to save lives and make #insulin4all a reality. Support from the community allows them to stay free from pharma funding and continue their impact on the lives of people with diabetes worldwide. [Add personal connection here]*

STEP FOUR:

- Add a Fundraiser Title:
 - We suggest: *[Your Name's] fundraiser for T1International*
- Set a fundraising goal: \$500 (or more!)

STEP FIVE:

- Select 'Share Fundraiser' when ready to post to your profile or story!



How T1International can Support you:

- Provide assets for the post and additional stories (images, graphics and logos)
- Repost your posts (remember to tag us!)
- Make dedicated posts sharing about your support of T1I (using images and videos)
- Reshare your weekly stories posts to amplify your fundraiser (please remember to tag us!)

For questions or further support, don't forget to email giving@t1international.com!